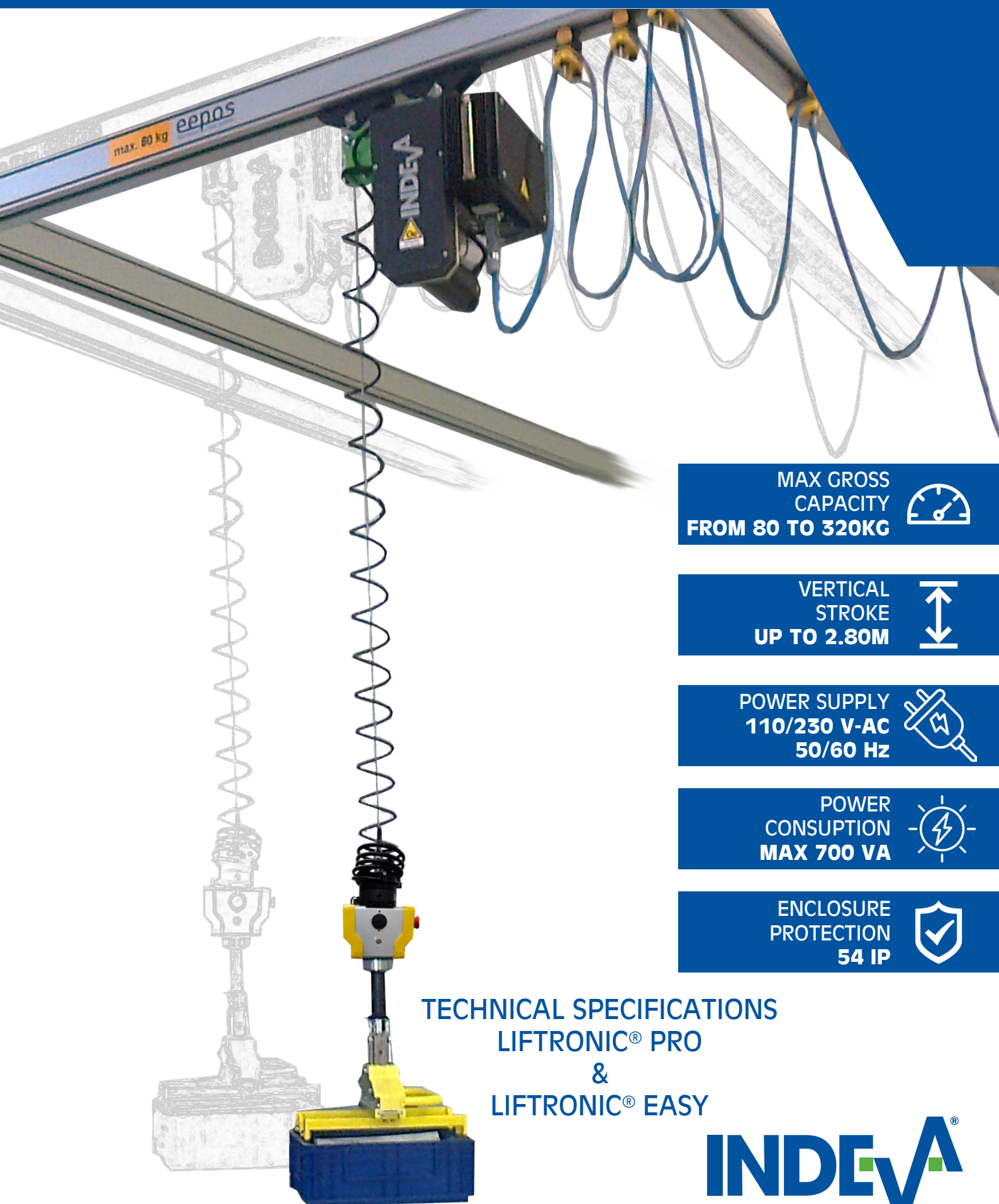


LIFTRONIC® - OVERHEAD RAIL



MAX GROSS
CAPACITY
FROM 80 TO 320KG



VERTICAL
STROKE
UP TO 2.80M



POWER SUPPLY
110/230 V-AC
50/60 Hz



POWER
CONSUMPTION
MAX 700 VA



ENCLOSURE
PROTECTION
54 IP



TECHNICAL SPECIFICATIONS
LIFTRONIC® PRO
&
LIFTRONIC® EASY

INDEVA®

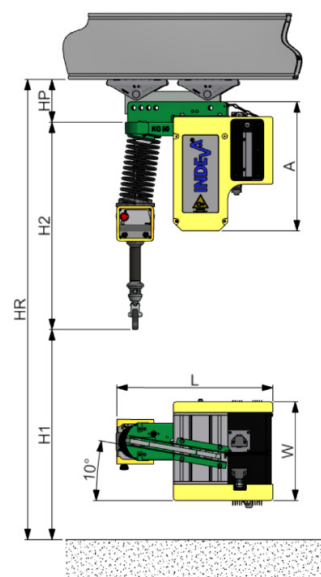
INTELLIGENT DEVICES FOR HANDLING

RAIL MOUNTED LIFTRONIC®

	MODEL EXAMPLES				
	L80R	L125R	L160R	L240R	L320R
Max load capacity with Easy tool head	80	125	160	240	320
Gross load cap. * (Kg)	80	125	160	240	320
Lifting speed (m/s)	0.6	0.375	0.3	0.2	0.15
H1 Vert. stroke (m)	2.75	2.75	2.75	1.80	1.40
H2 **	690	770	770	920	900
Dimension A (mm)	430	430	430	430	460
Dimension L (mm)	550				
Dimension W (mm)	370				
Weight (tool head not included) (kg)	35	40	40	42	45

* Includes the weight of the end effector.

** With standard Easy toolhead



	EXTRA STROKE MODEL EXAMPLES	
	L240R - ES	L320R - ES
Gross load cap. * (Kg)	240	320
Max vert stroke (mm)	240	320
Lifting speed (m/s)	0.2	0.15
H1 Vertical stroke (m)	2.45	1.85
H2 **	920	900
Dimension A (mm)	430	460
Dimension L (mm)	550	
Dimension W (mm)	390	
Weight (tool head not included) (kg)	47	51

HR height rail: The HR height is given by the sum of H1 + H2 + HP. Larger heights can be reached after using special extensions.

Suggested Rail: Demag KBK I / IIL / II - Eepos S / M / L / XL
Dimension HP: Demag = 100mm - Eepos = 143mm

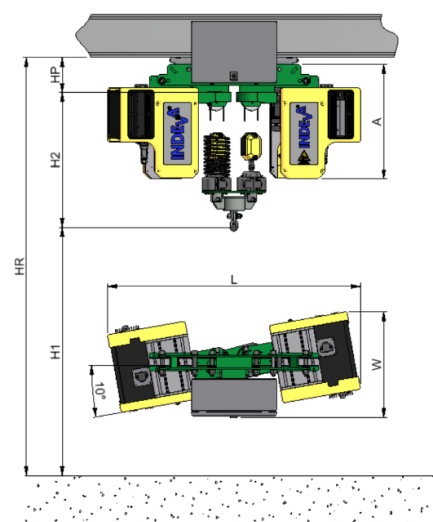
Optionals on request:

- Paint color: other than standard (green RAL 6018)
- Plates and Labels without "INDEVA" brand name

DOUBLE RAIL MOUNTED LIFTRONIC®

	MODEL EXAMPLES	
	L160R + L160R	L240R + L240R
Max load capacity* (kg)	320	480
Lifting speed (m/s)	0.3	0.2
H1 Vert. stroke (m)	2.75	1.80
H2	565	636.5
Dimension A (mm)	477.5	477.5
Dimension L (mm)	1060	
Dimension W (mm)	440	
Weight (kg)	110	120

* Net load capacity calculated without the end effector weight.



HR height rail: The HR height is given by the sum of $H1 + H2 + HP$. Larger heights can be reached after using special extensions.

Suggested Rail: Demag KBK I / IIL / II - Eepos S / M / L / XL
Dimension HP: Demag = 142mm - Eepos = 145mm

Optionals on request:

- Paint color: other than standard (green RAL 6018)
- Plates and Labels without "INDEVA" brand name