


LIFTRONIC® AIR - CEILING/RAIL MOUNTED 80



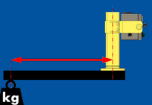
MAX GROSS
CAPACITY
UP TO 110 kg



VERTICAL
STROKE
MAX 1.75 m



OFF-SET
LOADS



INDEVA®

INTELLIGENT DEVICES FOR HANDLING

LIFTRONIC® AIR - CEILING/RAIL MOUNTED 80

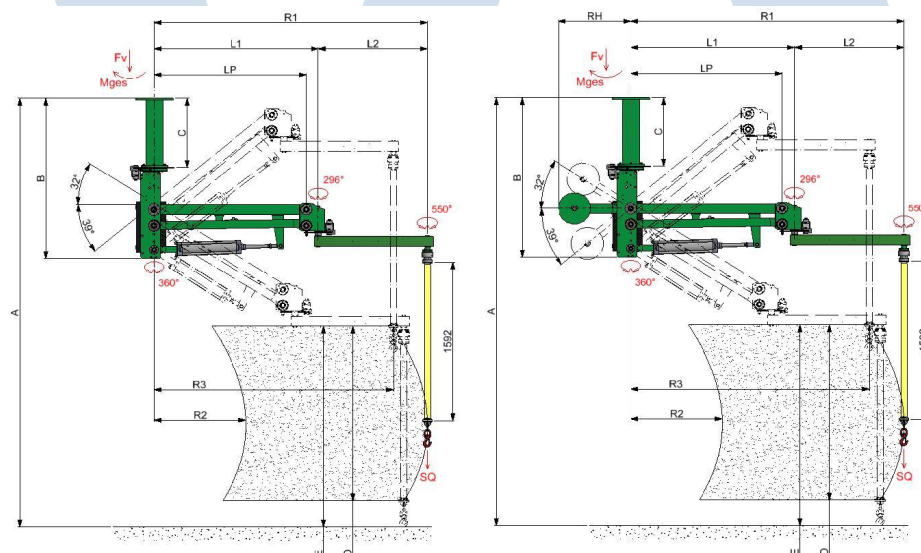
Model		LA80SM	
Counterweights		NO	YES
SQ⁽¹⁾ (Max Load capacity)	kg	80	110
Min Load Capacity	kg	10	10
Misaligned loads		YES	YES
LP	mm	1500	1500
L1	mm	1620	1620
L2 *	mm	1080	1080
R1 *	mm	2700	2700
R2 *	mm	907	907
R3 *	mm	2361	2361
RH	mm	-	715
A⁽²⁾	mm	4293	4293
B⁽²⁾	mm	1602	1602
C⁽²⁾	mm	690	690
D Vertical stroke	mm	1751	1751
E⁽²⁾	mm	2010	2010
Weight (with column and load)	kg	360	500
Fv max⁽³⁾	daN	415	575
Mges max⁽³⁾	daNm	490	515

(1) Maximum load capacity SQ on the hook with standard tooling and with a compressed air supply of minimum 0.65 MPa (6.5 bar).

(2) Within certain limits, these values can be modified to suit specific requirements.

(3) Values including the relevant safety factor, according to UNI EN 13001.

* Most common configurations. Other arm lengths available, all values change accordingly.



GENERAL SPECIFICATIONS

- Air pressure 0,65 MPa (6,5 bar)
- Power supply 115/230V A/C 50 ÷ 60Hz
- Power consumption 100VA
- Enclosure protection IP54
- Noise level < 70 dB(A)
- Lifting speed max 30 m/min
- Main joint axis brake
- Middle joint axis brake
- Column rotation 360°
- Tool axis rotation 550°
- Slow descent in case of pressure failure
- Balancing type: automatic weight detect & balancing
- Flow rate during the lifting phase: 600 NI/min
- Compressed air consumption: 35 NI for one complete stroke at maximum load
- Mounting plate size: 375 mm x 375 mm
- Colors: green - RAL 6018; yellow - RAL 1018
- Floor levelling required: ± 2 mm/m
- Fixing requirements: n°8 M16 bolts (8.8 class)

Due to continuous product improvement, these specifications may change without notice.

This document is property of INDEVA S.p.A.; any partial or full reproduction without written authorization by the owner is prohibited.

Applicable standards:

- Essential safety requirements provided by Directive 2006/42/EC;
- Electrical Equipment - Electromagnetic Compatibility (EMC) Directive 2014/30/EU.

AVAILABLE OPTIONS

- Brake for up/down movement
- Pression booster
- Special painting
- Sliding trolley
- Lifting height limiter stop
- Main joint rotation block
- Middle joint rotation block
- Top joint brake
- Working area sensor on main and middle joint

WORKING ENVIRONMENT CONDITIONS

- **Relative humidity rate:** from 30% to 90% \pm 5%
- **Working temperature** 5 to 50 °C
- **Working environment:** the system must be located indoor away from outdoor elements

SAFETIES

(when assembled with tooling)

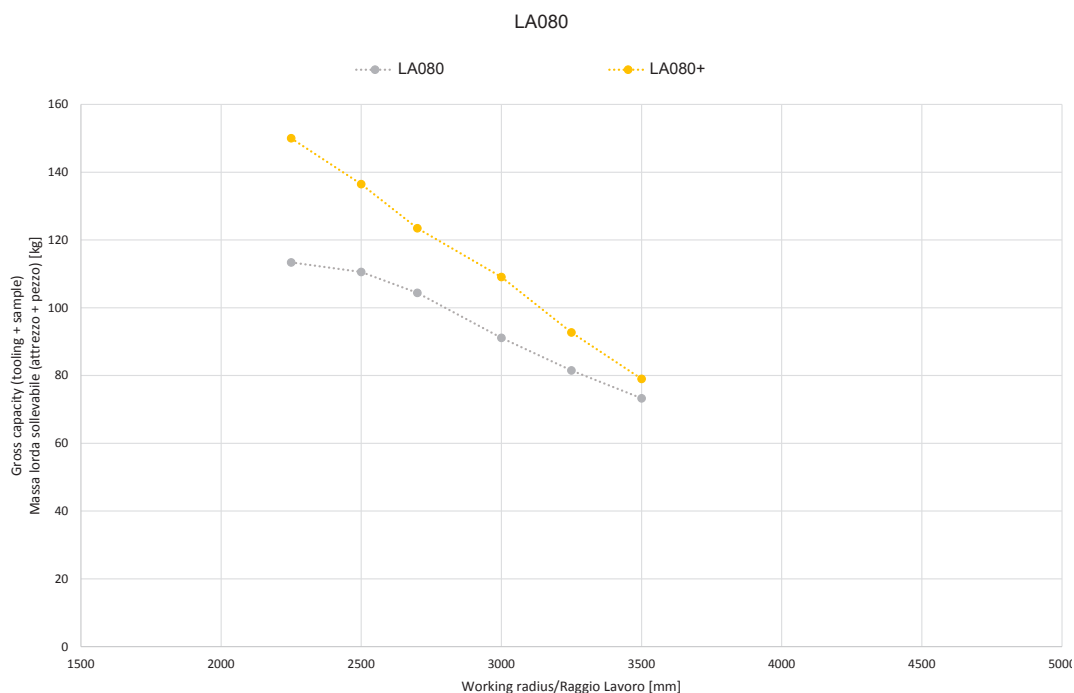
The system stops automatically when:

- A communication error is detected (fault inside the cables, fault inside an electronic board...);
- Electric power supply switches off;
- A fault inside the proportional electric valve is detected;
- A fault inside the proportional pneumatic valve is detected;
- The cylinder pressure is not congruent with required pressure;
- The STOP button is pressed

Other safeties:

- Load loss detection;
- The system generates warning (without stopping the balancer) in order to show "out of range" working situations;
- Maximum lifting load limitation by electronic control.

CONFIGURATION CHART



Due to continuous product improvement, these specifications may change without notice.

This document is property of INDEVA S.p.A.; any partial or full reproduction without written authorization by the owner is prohibited.